

Year 10 Information Evening



Work experience

Careers

Year 10 Mocks

Next steps

Being able to research and analyse a company's PEG ratio from online screeners such as Finviz

Being on international zoom calls with a number of different clients.

Watching the PMQs and other questions in the public gallery

Designing the several advertisement posters for the college's events.

Daily meeting updates with the tech teams.

Highlights

Overcoming my limits.

Watching and helping build and install a full commercial pump.

My favourite experience from my placement was getting to understand how the job works and meeting other employees. I learned about the different roles in trading and investment and how the support team fix any issues. I really enjoyed learning about the difference between the Equities(investment) team and the Fixed Income(lending) team.

Learning about all the different roles within a bank

Interacting with adults and learning and working with data analysis

Working with members of the public and interacting with adults

Following directions to complete tasks

I learned the skill of working under pressure in the form of having to get things right or they could be detrimental to a patient or even a whole ward.

How you work in a team and plan and present a project

**N
E
W

S
K
I
L
S**

Interacting with adults in a professional manner & communication

Interacting with adults and getting to see what school is like for teachers.

Seeing how plaster rooms operate, and overall getting to know patients, how consultations go and different parts of a hospital

My confidence has grown enormously in terms of talking in front of people.

Communicating within a team at all managerial levels

What? Opportunity for students to visit a place of work and learn about what it is like in a work based environment.



Why? Work experience helps our students understand how education prepares them for the world of work and the skills that they will need

When? Year 11 Autumn term - 19th to 22nd October 2026. This will be the 4 days prior to the start of half term.

Where? This can be anywhere- but the easiest placements are those where you have a connection, either friends or family

How? Students will be writing CVs this half term during PSHCE.

Deadline? End of academic year - July 2026

Unifrog/careers - JCG



Unifrog is an online platform that helps students explore career and education options once they leave school.

For our Year 10s we will be using a section called the Placement Tool.

It ensures/logs that employers have the necessary insurances and Health & safety practices.

Students have used Unifrog over the past few years during a Power days so already have a login.



Unifrog/careers continued- JCG

As parents we ask that you support the students by encouraging them to complete their Unifrog Placement forms as soon as they have found a work experience placement. Once students have completed their section an email will automatically be sent to the employer where they will be asked to input details of the placement, as well as giving copies of certain documents such as H&S policy and public liability insurance.

Once this is complete, parents will receive an email to confirm your consent.

Upcoming dates



13 Feb 2026	Year 10 Spring Report
10 March 2026	Y10 Progress Review Eve
24 March 2026	Power Day 4 Future Aspirations
20 April 2026	Y10 Mock Exams
22 May 2026	Year 10 Summer Reports

Year 10 Mock Exams



- 7 days in total
- Monday 20th April - Tuesday 28th April (7 days)
- Timetable available for Year 10 Progress Review Eve
- Study leave but study spaces available in school
- Preparation for the real thing in terms of
 - Planning revision and developing revision resources
 - Managing time and managing anxiety
 - Gaining meaningful feedback to support progress and to begin to support sixth form choices










We ask students to arrive at the exam hall 10 mins before their exam starts - the first exam of each day will be for the whole cohort



Start Time	Subject	Length	Venue
8.30am	English	1hr45	Sports Hall
11.00am	Psychology	1hr45	Sports Hall
1.30pm	Music	1hr15	Hall







EXAMS EQUIPMENT CHECKLIST

WHAT TO BRING

Clear pencil case or plastic bag	
Black pens (not gel pens)	
Pencils	
Ruler, marked in cm and mm	
Rubber	
Pencil sharpener	
FOR MATHS: Protractor and compass	
FOR MATHS (Paper 2), SCIENCES and GEOGRAPHY: Calculator	
FOR DT: Coloured pencils	

UNAUTHORISED MATERIALS


WHAT NOT TO BRING

Mobile phones	
iPods/Mp3/4 players	
Smart watches	
Any other device that can be used to communicate, store data or connect to the internet	
Notes	
Tipp-Ex or other correction fluids or tape	
Food and drink, except water in a clear bottle with the label removed	

Possession of unauthorised materials

NO MOBILE PHONES NO WATCHES

NO POTENTIAL TECHNOLOGICAL/WEB
ENABLED SOURCES OF INFORMATION

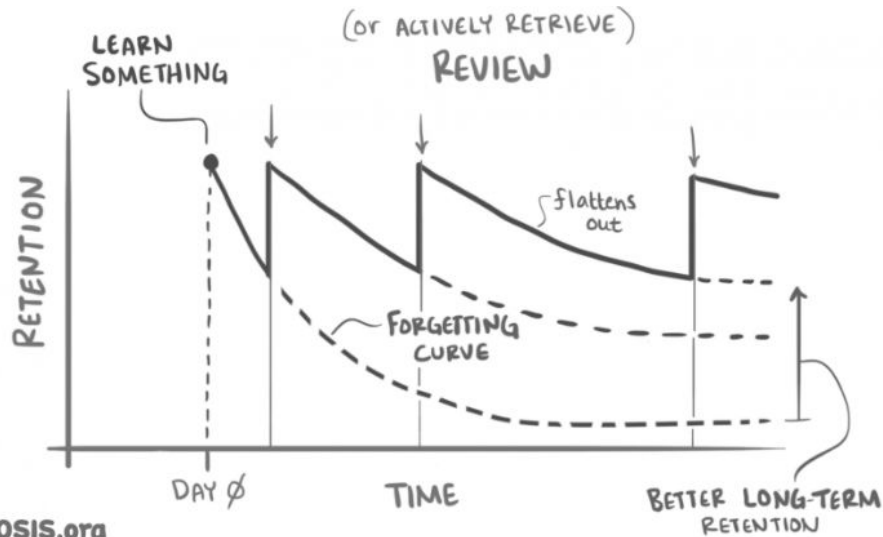


Possession of unauthorised items, such as a mobile phone or any watch, is a serious offence and could result in


DISQUALIFICATION

from your examination and your overall qualification.

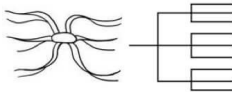

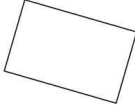









M3 available to store
belongings, locked
during each exam



10SIS.org



Learning/Revision Techniques

<h3>Map It</h3> <p>Create a mind map of the key points.</p> 	<h3>Journey It</h3> <p>Remember lists of information by placing images on a journey.</p> 	<h3>Index It</h3> <p>Transfer the key points to index cards.</p> 
<h3>Story It</h3> <p>Create a weird and vivid story using the key points.</p> 	<h3>Mnemonic It</h3> <p>Use the first letter of key words to create a sentence.</p> <p>A well known example:</p> <p>Never Eat Shredded Wheat</p> 	<h3>Click It</h3> <p>Create a presentation about the key points.</p> 
<h3>Flip It</h3> <p>Write questions and answers and flip it anywhere.</p> 	<h3>Timeline It</h3> <p>Place key points along a line in date order.</p> 	<h3>Sing It</h3> <p>Set key points to some familiar music/rap.</p> 
<h3>Record It</h3> <p>Use your mobile to record yourself explaining the key points and play it back regularly.</p> 	<h3>Post It</h3> <p>Write key words on to Post Its and stick them around your room.</p> 	<h3>Comic It</h3> <p>Create your own comic strip using the key points.</p> 



PRACTICE QUESTIONS



How to do your first Pomodoro:

Take a longer break (30 minutes). **8**

Repeat 3 times. **7**

Take a 5-minute break. **6**


STOP when the timer ends. **5**

1 Get into an optimal work space without distractions.

2 Choose ONE task to focus on.

3 Set your timer for 25 minutes.

4 Do your work.



Preparation for Yr 10 Mocks

Combine an active revision technique with past paper exam questions.

Yr 10 is a brilliant time to test new revision strategies to find the best one to suit your child.

Do practice questions after doing revision to test knowledge and also perfect exam technique.

Past paper exam questions can be found on the exam boards website e.g. science papers can be found [here](#)

BBC

Bitesize

 save my exams



SENECA

Learn better, faster, free.

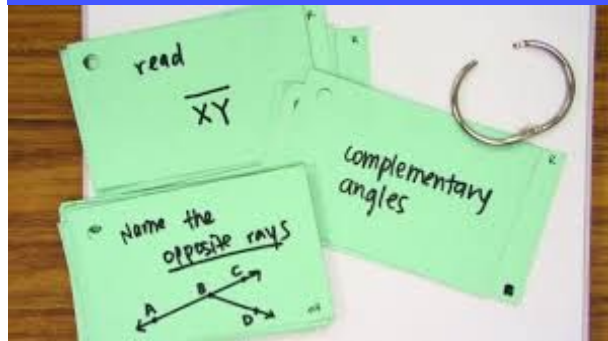
Quizlet

Maths Genie



COGNITO

dfm
drfrostmaths.com





PHYSICS & MATHS TUTOR

HOME

REVISION
COURSES

PAST
PAPERS

GCSE /
IGCSE

FIND A
TUTOR

A-
LEVEL

UNI
ADMISSIONS

SHOP

WHAT'S
NEW

CONTACT

Find a Tutor

Find an online or in-person tutor

Revision Courses

Courses for GCSEs, A-levels and University
Admissions

Revision

Revision notes, key points, worksheets and
questions by topic from past papers

[Maths](#) | [Physics](#)

[Biology](#) | [Chemistry](#)

[Economics](#) | [Geography](#)

[English](#) | [Psychology](#)

[Computer Science](#)

Solution Banks

Solution Banks for A-level Maths

PMT Education Blog

PMT Education's advice blogs for students,
parents and teachers.

Despite the name, 'Physics and Maths Tutor' has a wealth of revision resources for a wide variety of subjects. This includes flashcards, mind maps, exam questions sorted by topic (with mark schemes)

Next steps



Exam result reveal assembly

Subject intervention

Academic review meetings

Students will study 3 A Levels (or possibly 4 depending upon subject combinations and conversations with Sixth Form Staff) along with an AS or the Extended Project Qualification and an Enrichment Elective. Students are also encouraged to join one of our many vibrant Sixth Form societies and groups.

Art & Design	History
Biology	Italian
Business Studies	Japanese
Chemistry	Latin
Chinese	Maths
Classical Civilisation	Music
Computer Science	Physical Education
Drama & Theatre Studies	Physics
Economics	Politics
English Language	Product Design
English Literature	Psychology
Film Studies	Religious Studies, Philosophy & Ethics
French	Russian
Further Maths	Sociology
Geography	Spanish
German	

Please choose 3 of the above and include a reserve option on the application form as some courses may not run if numbers are limited.

Next steps



Year 11

- Oct - parent info evening
- Oct - work experience
- Nov - reports
- Nov - power day
- Nov - progress review eve
- Nov - sixth form open eve
- Dec - sixth form applications
- Jan - Y11 mocks
- Feb - final reports
- May - celebration assembly
- May - GCSEs
- June - boat party

Outstanding outcomes



- Over 90% first or second choice universities
- Over 67% into Russell Group universities
- 6 into Oxbridge, 10 Medics/Dentist/Vets
- Job offers from Commerzbank, Amazon, KPMG, for example



In terms of destinations, these are easily the best in Bexley, Greenwich and Lewisham.

- Listed in the top 50 Schools in the UK (top 45 in England) by The Sunday Times, making us the best school in Bexley
- Featured in their article on The Happiest Schools in the UK



INTELLECT EMPATHY COURAGE

developing compassionate leaders