

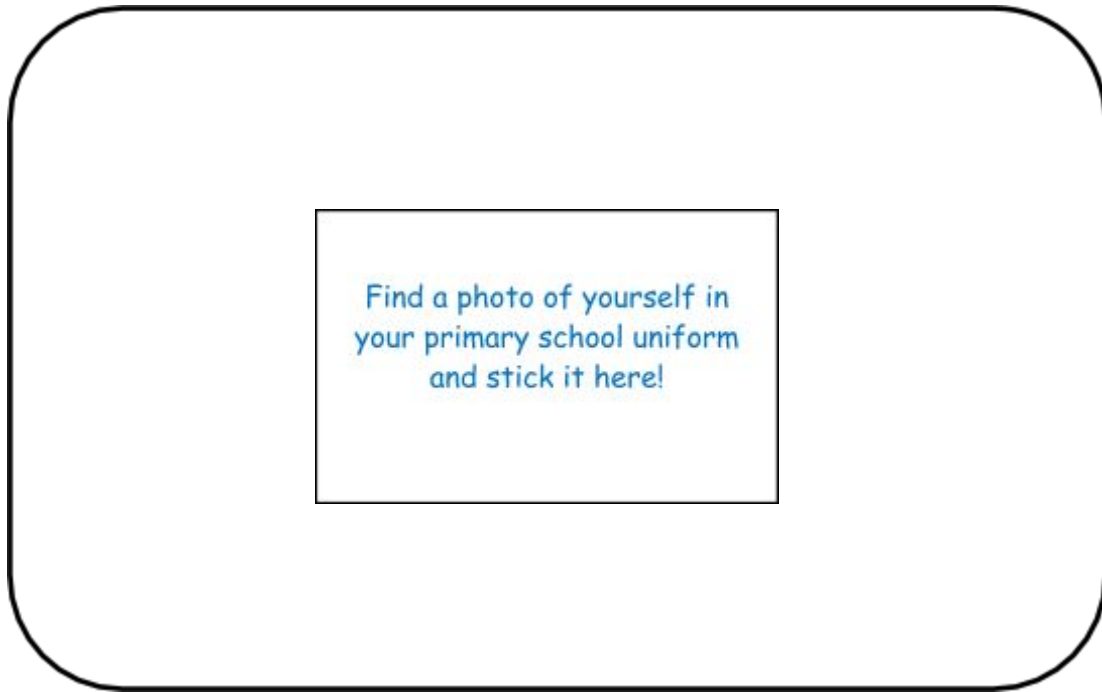


Bexley Grammar School

Year – 6 to 7

Transition Workbook

Transition Workbook



Find a photo of yourself in
your primary school uniform
and stick it here!

Name: _____

Primary school I attend:

Secondary school I will attend in September:

***Finding
out
about
my new
school***



This is the school prospectus - can you use this and the school website to answer some of the questions below?

The name of my new school is _____

The name of the head-teacher is _____

School starts at _____ and finishes at _____

I will travel by **car/bus/walking/bike/train** (Circle the right one)


To get to school on time, I will need to leave my house at about _____

I will attend the school from _____ September 202__

Finding your way around

Most Year 6 pupils feel a little scared about going to a school which is so much bigger than their primary school. They feel worried about getting lost, or being late for a lesson because they're not sure of where the room is.

A **map** can help because it shows where all the different rooms are and you can easily see the quickest way to get there.



There is space to stick in a map on the next page.

If you like science you could look to see where the science labs are.

Or if you think dinnertime is the best thing about school then you can look to see where the canteen is!

*Stick a copy of the school
map here*

The Timetable

One of the first pieces of information you will be given in September will be your **timetable**. It's very important because it not only tells you which lessons you will have that day but it also gives you a clue about the equipment you will need to pack in your bag the night before. It also tells you



what time each lesson starts and finishes and in which room they will take place. If you haven't got a watch yet, it might be a good idea to buy one to practise telling the time and getting to places on time.



Usually the timetable will also let you know which teacher you will have for each subject. Instead of just one teacher, you're going to have to get used to ten or more different people being in charge of your classes!



Often, the timetable will have the teacher's initials next to the name of the lesson.

You will probably have 5 or 6 different subjects every day and some will be in special rooms. For example science will usually take place in a laboratory.

Your school has a **two week timetable**. So you will have to remember whether you are on week A or week B. If you forget you can look at the T.V. screen on the wall in reception.

Timetable practice!



Study the timetable from the secondary school as if this was your timetable can you answer these questions.....

1. When do you spend time with your tutor?

2. Which days will you do P.E.?

3. What equipment will you need to pack for Thursday's lessons in week A?

4. Which room or rooms will you have Geography in?

5. When is your favourite lesson?

	Mon A	Tue A	Wed A	Thu A	Fri A	Mon B	Tue B	Wed B	Thu B	Fri B
1	German SMA H2	Geography SC M19	History KJB M12	Maths DMG G4	German SMA H2	German SMA H2	English LJP G2	Geography SC M12	D&T MTR H3	German SMA G1
2	Phys Ed RVH SH	Science CMS H17	Maths GC G15	D&T MTR H3	History KJB M12	Phys Ed RVH SH	Science CMS H17	Maths GC G15	D&T MTR H3	History KJB M12
3	Science CMS H17	Science CMS H17	Art SH H7	Art SH H7	German SMA H2	Science CMS H17	Science CMS H17	Art SH H7	Geography SC G3	German SMA H2
4	Geography SC M17	Music KAS MU2	German SMA G1	ICT CKB H14	Maths DMG G4	Latin SCB M2	Music KAS MU2	German SMA G1	Science CMS H17	Maths DMG G4
5	Lunch									
6	Science CMS H17	English LJP G2	Maths GC G15	Latin SCB M2	FBC FF M10	English LJP G2	English LJP G2	Maths GC G15	English LJP G2	FBC FF M10
7	English LJP G2	Phys Ed RVH SH	Latin SCB M2	Drama CRP J17	English LJP G2	Music KAS MU2	Phys Ed RVH SH	Drama CRP Hall	History KJB M10	ICT CKB H14

Homework

Homework – ugh! No one likes it but it's just one of those things that you have to do and the more organised you are, the less amount of time you'll have to spend doing it.

In Year 7 you may start to get a lot more homework than you have been used to. Teachers will be stricter about getting it done and handed in on time too.

To help you do this, you will be given a planner where you can write down what you have to do and when it has to be finished by.



Why is homework important?

Homework is really important because it shows the teacher whether you've understood the work or not. It also means that you can cover more work than the time allotted in a lesson in school.



Equipment

In primary school, most of the equipment you need is kept in the classroom. But at secondary school, you will be expected to have your own pencils and pens and you will have to carry them all around with you. There are lots of other things you might need too.

Circle the equipment you will probably need and draw in any more you can think of:



It might seem like an awful lot to remember but try not to worry about it. You can get your parents/carers or your form tutor to write a list of the things you will need for each day. You could then tick each item off as you pack your bag.

Make sure you pack your bag the night before!

School Rules

Why do we have them?

Every school will have some rules for the classroom, corridors and assembly as well as rules about homework, break-times and uniform. You might not like them or even agree with them but they are there to make life easier for everyone in school.

Can you think of the reasons why schools need rules?

Breaking the rules!

There will always be consequences for breaking the rules too. So it's not only important to know what the rules are but also what will happen if you don't follow them.



Apologising

If you do break a rule, it is usually a good idea to admit that you got it wrong and to say sorry.

Write down as many secondary school rules as you know:

What might happen if you break the rules?

What should you do in these situations?

1. You have not done your homework because you didn't write the instructions down properly.....

2. A teacher tells you off for talking in class but you were just answering your classmate's question.....

3. You have forgotten a textbook you need for that lesson.....

4. The teacher sees you chewing gum in his lesson and isn't happy....



Rumours

Most people in your class will probably want to talk about going to secondary school because it's a big step for you all. It's good to talk about all the exciting things ahead of you and it's also good to tell each other about the things you're a bit worried about.


Sometimes, though pupils can scare each other unnecessarily because they have listened to **rumours** about what the school is like.



Look up the word "rumour" in the dictionary and write the definition here:

Rumours may have an element of truth in them but usually they contain a lot of things which aren't true. It's best to listen to the **facts** that members of staff tell you rather than the **rumours** pupils from the school might tell you.

Write down some of the rumours you have heard:



Meeting New People

How many people are in your Y6 class?

How many years have you known them?

How many adults are there in the room?


Most children in your class will feel comfortable and happy because they know everyone very well and feel like they belong. Just having one teacher can make you feel safe too. Going to secondary school can be different because you won't know everyone and it may take a bit of time to feel like you 'belong' in your new form.

The important thing to remember is that **EVERYONE** will feel the same way and that you're not alone. It's actually a good opportunity to make new friends and learn from adults who have specialised in their particular subject.



I am looking forward to meeting...

I am not sure about meeting _____ because...



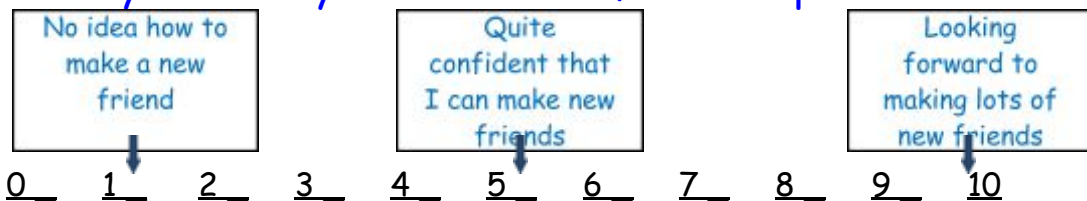
Making Friends

Everyone has strengths and weaknesses. Some pupils find it really easy to get to the top level on a computer game whilst others never get past Level 1. Some pupils have no problems drawing amazing life-like pictures whilst others find it difficult to draw a good stick-man.

It's the same with making friends. Some pupils love meeting new people, are very chatty and make lots of friends easily. Others don't know how to begin to make even one new friend.



Where do you think you are on the friendship scale?



Below are a few hints and tips to help you make a new friend. Why don't you practise with a classmate?

Smile

Tell them your name and ask what they're called.



Find out what they are interested in.



Talk about shared interests - you both might like computers.



Ask them if they want to do something at break-time.

Transition Workbook Evaluation

NAME: _____

PRIMARY SCHOOL: _____

SECONDARY SCHOOL: _____

Well done! You have completed the Transition Workbook. I hope you feel prepared for Secondary School now!



Please fill in this evaluation.
There are no right or wrong answers. Just be honest!

1. Did the questionnaire help you to think about which things you might need help with at Secondary School? **YES/NO** (circle your answer)

2. Did you like filling in the worksheets? **YES/NO**

3. Did you have enough time to complete them? **YES/NO**

4. The worksheets were meant to prepare you for Secondary School. They told you what to expect and gave you information about Secondary School.

Give a score for each worksheet:

1 = didn't help me



2 = quite helpful



3 = very helpful



	1	2	3
Finding your way around			
School map			
The timetable			
Timetable practice			
My new timetable			
Homework			
Homework questionnaire			
Equipment			
School rules			
Rumours			
Meeting new people			
Making new friends			

5. List other things you would have liked a worksheet on:

Well done! Please give this to your teacher.